

Genograms &



Researching and Documenting Family History



Introductions

- Tell us:
 - Your name
 - Your experience with genealogy
 - What brings you to the class?
 - One fact about your ancestors.



Genealogy

Detective Work





Why Research Genealogy?

- Sense of curiosity about the past.
 - Preserve family history.
 - Ancestral pride, pride in heritage.
 - Gain an understanding of self.
-
- "In order to know where you are going, you must know where you came from."



Getting Started

Collect Records

- Birth Certificates
- Baptismal Certificates
- Marriage Certificates
- Death Certificates
- Burial records
- Journals/Diaries
- Wills
- Maiden names
- Deeds to land
- Family legends



Document Your Sources!

Photocopy/Track Resources

- Photocopies of documents
- Book titles, author, serial number, volumes, page numbers
- Microfilm numbers, certificate numbers
- Publication information, printer name, date of publication
- Where and when you found the source
- Keep Logs:
 - Correspondence logs
 - Research logs
 - To-Do list



Organize Yourself

Create a Filing System

- Alphabetize family group records by last name
- Organize your pedigree charts (ancestry)
- Organize your descendant charts (descendants)
- Organize County folders (repositories, maps, etc.)
- Use manila and/or hanging folders
- Use a notebook
- Set a Goal; nothing gets done by wishful thinking!



Involve Relatives

Interviews are a rich source of data

- Close relatives can be interviewed in person.
- Distant relatives can be interviewed by phone/e-mail.
- Family Organizations
- Family Bibles
- Family Photo Albums
- Family Reunions



Look for Outside Help

Published Resources:

- Libraries: local, state, university libraries
- County/State genealogical societies
- Genealogical websites, societies, e-mail groups
- Newsgroups, mailing lists
- Vital statistics sites
- Professional Genealogists



Other Potential Sources

- Census records
- Parish records (Bishop's transcripts, etc.)
- Cemeteries
- Newspapers/Microfilms (obituaries and births)
- Immigration records (into a country)
- Emigration records (exiting a country)
- Ships passenger lists
- School records
- Naturalization records
- Military records
- Social security records
- Court records
- Official documents (county records)
- Business filings
- Wills
- Deeds
- Hospital records
- Criminal records
- Bankruptcy records
- Maps
- History books (trace migrations)
- Ancestral File
- Pedigree File



Publish Your Findings

- Send copies to relatives
- Publish your own Family History
- Donate your family file to the Ancestral File
- Make your work available to Genealogical Societies



Common Mistakes

- Not using family group sheets and pedigree charts.
- Not contacting relatives for assistance.
- Assuming that "no one else is working on my line."
- Not making photocopies.
- Not making a master copy. Leave the master copy at home when you travel to do research and take a duplicate with you.
- Not organizing your records.
- Not paying attention to clues your ancestors might have left.
- Assuming that your surname is never spelled a different way.
- Gathering information on everyone with "that" surname, unless it is an uncommon one.



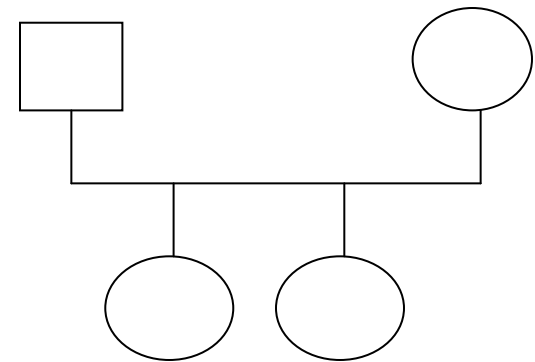
Common Mistakes (Cont.)

- Not using maps of the area at the time your ancestors were living there.
- Not knowing the history of the area in which you are conducting research.
- Not using common sense when reading family histories. If a source for information is not listed, be cautious about accepting it. Some information may be hearsay.
- Not using primary sources - land, probate, church, county records - but relying on printed histories. **NOTE:** Many primary & secondary records are becoming available online.
- GIVING UP!



Genograms

Graphical Depictions



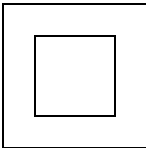
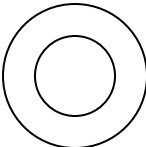





Introduction to Genograms

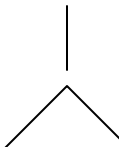
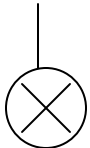

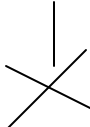
- Graphic pictures of family history, functioning, relationships, demographics, and events
- Three Levels of Genogram
 - Map of family structure
 - Record of family information
 - Description of family relationships

Genogram Symbols - People

- Male 
- Female 
- Male I.P. 
- Female I.P. 
- Birth-Death

66-03



- Pregnancy 
- Stillbirth 
- Miscarriage 
- Abortion 

Genogram Symbols - Relationships

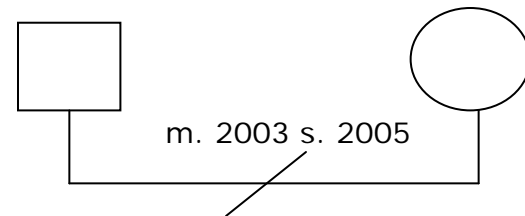
- Marriage



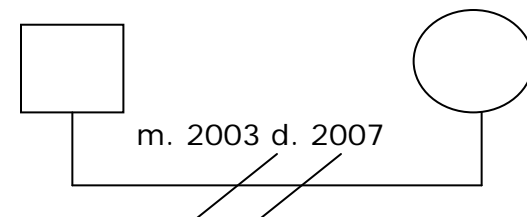
- Relationship, Unmarried



- Separated




- Divorced

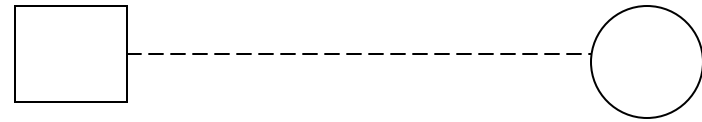


Genogram Symbols – Emotional Relationships

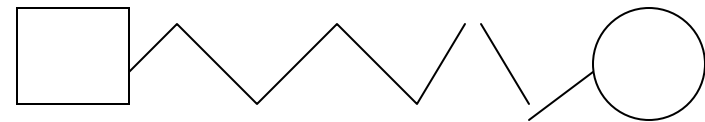
○ Fused



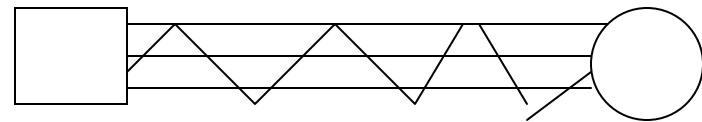
○ Distant



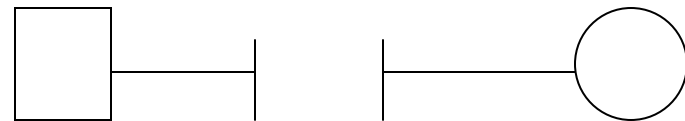
○ Conflictual



○ Fused & Conflictual




○ Cutoff

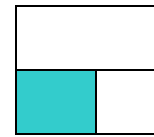


Genogram Symbols – Abuse


○ Drug or Alcohol




○ In Recovery



○ Mental Problem



○ Physical/Sexual Abuse





Genogram Information

- Ethnic background
- Religion or religious change
- Education
- Occupation
- Military service
- Retirement
- Trouble with the law



Genogram Information

- Family Secrets
- Health/Illness Patterns
- Substance Abuse
- Significant Dates
- Generational Patterns
- Age gaps
- Nonnormative Events/Time frames
- Family Strengths



Things to Explore in Genogram

- Vertical stressors (generational stressors)
- Horizontal stressors (life cycle transitions)
- Adaptive styles of the family
- Reveals individual functioning
- Reveals correlation with history
- Family structure (Birth order, spacing of siblings etc)



Things to Explore in Genogram (Cont.)

- Life cycle fit (30 yr old at home)
- Life events and family functioning (death, marriage and divorce)
- Repetitive patterns across generations
- Relationship patterns and triangles
- Family balance and imbalance
- Family behavior, beliefs, values and legacies



Genogram Hints

- Conduct Oral History Interviews of numerous family members.
- Use tape recorder.
- Bring plenty of paper. Use pencils, and be prepared to erase!
- May be easier to start with grandparents' generation and work to the present.
- Do NOT assume!



Genograms & Genealogy

- Genograms are easy to update
- Visual representation and documentation of family history
- Aids tracking new finds
- Shows interest in whole family: immediate and extended
- May interest new family members in the research process
- Way to express family pride!



Resources

- www.ancestry.com
- <http://geneasearch.com/tips/1029.htm>
- <http://www.usgenweb.org/research/starting.shtml>

Questions?

Layla Z. El-Chami, M.S., CFLE

- Sedgwick County Extension Agent
- Family Life & Family Resource Management

Contact Information:

- Sedgwick County Extension Education Center
7001 W. 21st Street North
Wichita, KS 67205
- 316-660-0100 Ext. 0114
laylaze@ksu.edu

